

# Summit® WM WLAN System



*Summit WM series wireless LAN controllers and Altitude™ access points deliver a robust, secure, easy to use, high-performance enterprise wireless LAN solution.*

## Features

- Fast and easy deployment
- High availability
- Comprehensive security network-wide
- Enterprise-grade voice performance
- Enterprise-grade 802.11n high speed wireless solution powered from standard Power over Ethernet (PoE)
- Campus-wide mobility
- Scalable to manage up to 200 Access Points (APs) per controller
- Unified wired/wireless service management with EPICenter®
- Unified wired/wireless security




## Target Application

- Environments with legacy wireless clients and high speed 802.11n clients
- Support for high-performance applications such as Voice over WLAN
- Large scale enterprise installations with plug-and-play installation and centralized support
- Branch Office deployment
- Applications requiring high availability and automated Dynamic Radio Management (DRM)
- Sites requiring both connectivity and detection of unauthorized APs and wireless clients



Summit WM controllers along with Altitude APs deliver robust and secure enterprise-grade wireless LAN solutions for voice, video and data applications. With capacities ranging from 16 to 200 APs per controller, the Summit WM solution from Extreme Networks® can scale to support various sized locations from small branch offices to large central site WLAN installations. Multiple WM controllers can be configured into a single roaming domain supporting tens of thousands of users and over a thousand APs. Summit WM solutions offer intelligent traffic management which allows wireless traffic to be either bridged locally at the AP or tunneled to the controller. The capability to support high-speed, cross-subnet roaming enables the Summit WM solution to meet the demands of enterprise mobility including seamless voice over wireless LAN sessions. Summit WM200/2000 controllers have a modular design that increases their field serviceability and provides the ability to scale controller performance as requirements increase in the future. By focusing on ease of installation and management, the Summit WM wireless solution helps IT organizations simplify the task of mobilizing their users without sacrificing security or performance.

Extreme Networks offers several APs that complement the Summit WM controllers. The Altitude 350-2 dual radio AP supports concurrent operation of 802.11a and 802.11b/g wireless networks. Altitude 450 and Altitude 451 are the next generation APs from Extreme Networks that utilize the high speed 802.11n WLAN technology. They are concurrent dual radio 802.11a/n and 802.11b/g/n APs with 3x3 MIMO capabilities. The 11n AP can be powered from a single standard (802.3af) port at full throughput. This can result in a major cost savings, as it eliminates the need to allocate 2 PoE ports and double cable runs to each AP. All of these APs deliver plug-and-play installation anywhere in an enterprise network.

## Summit WM Controller Selection Guide

			
	<b>Summit WM20</b>	<b>Summit WM200</b>	<b>Summit WM2000</b>
<b>Typical Deployment</b>	<ul style="list-style-type: none"> <li>• Small and medium enterprises</li> <li>• Regional and branch offices of large enterprises</li> </ul>	<ul style="list-style-type: none"> <li>• Medium and large enterprises</li> </ul>	<ul style="list-style-type: none"> <li>• Large enterprises</li> </ul>
<b>Maximum Number of Managed APs</b>	32	100	200
<b>Maximum Number of Users</b>	512	2,048	4,096
<b>Maximum Number of Voice Calls</b>	60	200	500
<b>Maximum Number of Access Domains</b>	8	32	64
<b>Redundancy Pairing</b>	Yes	Yes	Yes
<b>Rack Mount Height</b>	1.5U	2.5U	2.5U

## Altitude Access Point Selection Guide

		
	<b>Altitude 450/451 – Indoor 802.11a/b/g/n</b>	<b>Altitude 350-2i/350-2d – Indoor 802.11a/b/g</b>
<b>Models</b>	Altitude 450: Internal antennas Altitude 451: External antennas, included	Altitude 350-2i: Internal antennas Altitude 350-2d: External antennas, included
<b>Radios</b>	Dual concurrent 802.11a/n; 802.11b/g/n; 3x3 MIMO	Dual concurrent 802.11a; 802.11b/g
<b>Ports</b>	1x 10/100/1000BASE-T – Data/PoE RJ-45 – Console	1x 10/100BASE-T – Data/PoE
<b>PoE (802.3af) Compliant</b>	Yes – with dual concurrent radios and 3x3 MIMO	Yes – with dual concurrent radios
<b>Maximum Number of Users</b>	127	127
<b>Number of Access Domains</b>	8 per radio	8 per radio
<b>Maximum Raw Data Speed (20 MHz Channel) per Radio</b>	150 Mbps (802.11n); 54 Mbps (802.11a/g); 11 Mbps (802.11b)	54 Mbps (802.11a/g); 11 Mbps (802.11b)
<b>Environment</b>	0° C to 50° C – Operating Temp	5° C to 40° C – Operating Temp
<b>Deployment Scenarios</b>	802.11n clients only for maximum speed; Mixed mode with 802.11n and legacy 802.11 a/b/g clients	Indoor legacy wireless service and wireless bridging



[www.extremenetworks.com](http://www.extremenetworks.com)

email: [info@extremenetworks.com](mailto:info@extremenetworks.com)

**Corporate and North America**  
Extreme Networks, Inc.  
3585 Monroe Street  
Santa Clara, CA 95051 USA  
Phone +1 408 579 2800

**Europe, Middle East, Africa and South America**  
Phone +31 30 800 5100

**Asia Pacific**  
Phone +852 2517 1123

**Japan**  
Phone +81 3 5842 4011

© 2008 Extreme Networks, Inc. All rights reserved.

Extreme Networks, the Extreme Networks logo, Altitude, EPICenter and Summit are either registered trademarks or trademarks of Extreme Networks, Inc. in the United States and/or other countries. Specifications are subject to change without notice.